
















Embroidery Specifications

Hovercat Apparel

Thread Color Choices - Max 4 Colors Per Design

Visual	Color	Hex Value
	White	#FFFFFF
	Black	#000000
	Grey	#96A1A8
	Old Gold	#A67843
	Gold	#FFCC00
	Orange	#E25C27
	Flamingo	#CC3366
	Red	#CC3333
	Maroon	#660000
	Navy	#333366
	Royal	#005397
	Aqua/Teal	#3399FF
	Purple	#6B5294
	Kelly Green	#01784E
	Kiwi Green	#7BA35A

Embroidery Styles

Flat Embroidery

- Flat embroidery is a technique where stitches are embroidered flat on the hat. It's used mostly for small details.
- Minimum thickness for shapes: 0.05" (1.3 mm).
- Maximum thickness for shapes: 0.5" (12.5 mm).
- Minimum height for lowercase letters: 0.25" (6.4 mm).
- Minimum height for uppercase letters: 0.3" (7.6 mm).
- Any text smaller than 0.25" (6.4 mm) in height will be a run stitch.

3D Puff Embroidery - (adds \$1.50 to production cost)

- 3D puff is a technique where embroidery is raised with a foam insert under the stitching. It's used mostly for big shapes.
- Minimum thickness for shapes: 0.2" (5.1 mm).
- Maximum thickness for shapes: 0.5" (12.5 mm).
- Minimum height for letters: 0.75" (19.05 mm).
- 3D puff isn't available for side and back logos.

Product Options

Dad Cap (Baseball Cap) Template Dimensions

Front	4" x 1.75"
Side/Back	2" x 1"

Cuffed Beanie (Front print only) Template Dimensions

Front	5" x 1.75"
-------	------------

Snapback Template Dimensions

Front	5.5" x 2"
Side/Back	2" x 1"